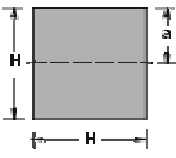
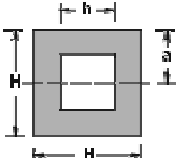
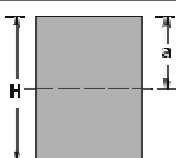
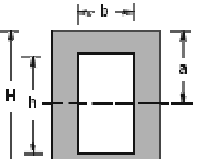
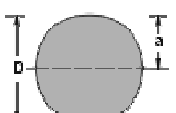
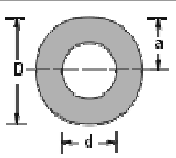
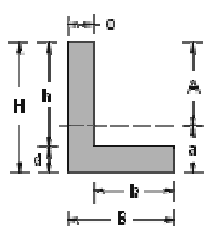
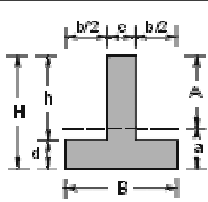
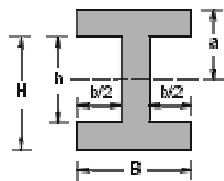
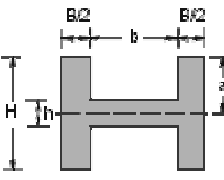
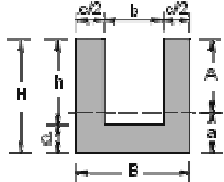
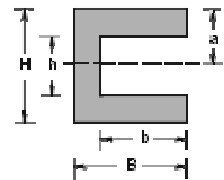
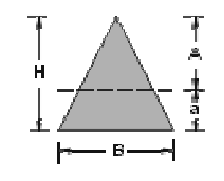
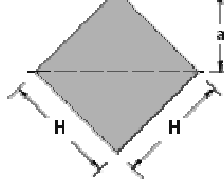
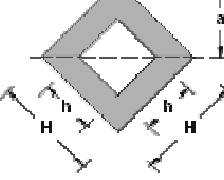


Tabella figure geometriche piane

Sezione	Area della sezione A	Distanza del baricentro a	Momento di inerzia J	Modulo di resistenza W
	cm ²	cm	cm ⁴	cm ³
	H^2	$\frac{H}{2}$	$\frac{H^4}{12}$	$\frac{H^3}{6}$
	$H^2 - h^2$	$\frac{H}{2}$	$\frac{H^4 - h^4}{12}$	$\frac{H^4 - h^4}{6H}$
	$B \cdot H$	$\frac{H}{2}$	$\frac{B \cdot H^3}{12}$	$\frac{B \cdot H^2}{6}$
	$BH - bh$	$\frac{H}{2}$	$\frac{1}{12} \cdot (BH^3 - bh^3)$	$\frac{1}{6H} \cdot (BH^3 - bh^3)$
	$\frac{\pi \cdot D^2}{4}$	$\frac{D}{2}$	$\frac{\pi \cdot D^4}{64}$	$\frac{\pi \cdot D^3}{32}$
	$\frac{\pi \cdot (D^2 - d^2)}{4}$	$\frac{D}{2}$	$\frac{\pi \cdot (D^4 - d^4)}{64}$	$\frac{\pi \cdot (D^4 - d^4)}{32 \cdot D}$
	$BH - bh$	$A = H - a$ $a = \frac{1}{2} \cdot \frac{cH^2 + bd^2}{cH + bd}$	$\frac{Ba^3 - b(h - A)^3 + cA^3}{3}$	$W_h = \frac{J}{A}$ $W_b = \frac{J}{a}$
	$BH - bh$	$A = H - a$ $a = \frac{1}{2} \cdot \frac{cH^2 + bd^2}{cH + bd}$	$\frac{Ba^3 - b(h - A)^3 + cA^3}{3}$	$W_h = \frac{I}{A}$ $W_b = \frac{I}{a}$

Sezione	Area della sezione A	Distanza del baricentro a	Momento di inerzia J	Modulo di resistenza W
	cm ²	cm	cm ⁴	cm ³
	$BH - bh$	$\frac{H}{2}$	$\frac{BH^3 - bh^3}{12}$	$\frac{BH^3 - bh^3}{6H}$
	$BH - bh$	$\frac{H}{2}$	$\frac{BH^3 + bh^3}{12}$	$\frac{BH^3 + bh^3}{6H}$
	$BH - bh$	$A = H \cdot a$ $a = \frac{1}{2} \cdot \frac{cH^2 + bd^2}{cH + bd}$	$\frac{Ba^3 - b(h - A)^3 + cA^3}{3}$	$W_A = \frac{J}{A}$ $W_a = \frac{J}{a}$
	$BH - bh$	$\frac{H}{2}$	$\frac{BH^3 - bh^3}{12}$	$\frac{BH^3 - bh^3}{6H}$
	$\frac{B \cdot H}{2}$	$A = \frac{2H}{3}$ $a = \frac{H}{3}$	$\frac{B \cdot H^3}{36}$	$W_A = \frac{B \cdot H^2}{24}$ $W_a = \frac{B \cdot H^2}{12}$
	H^2	$\frac{H}{2} \cdot \sqrt{2}$	$\frac{H^4}{12}$	$\frac{H^3}{6\sqrt{2}}$
	$H^2 - h^2$	$\frac{H}{2} \cdot \sqrt{2}$	$\frac{H^4 - h^4}{12}$	$\frac{H^4 - h^4}{6H\sqrt{2}}$

$$I = \text{raggio di inerzia} = \sqrt{\frac{\text{Momento di inerzia}}{\text{Area della sezione}}} = \sqrt{\frac{J}{A}}$$